



[ericsson.com/
mobility-report](http://ericsson.com/mobility-report)

Ericsson Mobility Report

Q2 2021 Update

This document is a scheduled update to the quarterly subscription and traffic data section in the Ericsson Mobility Report, released in June 2021.

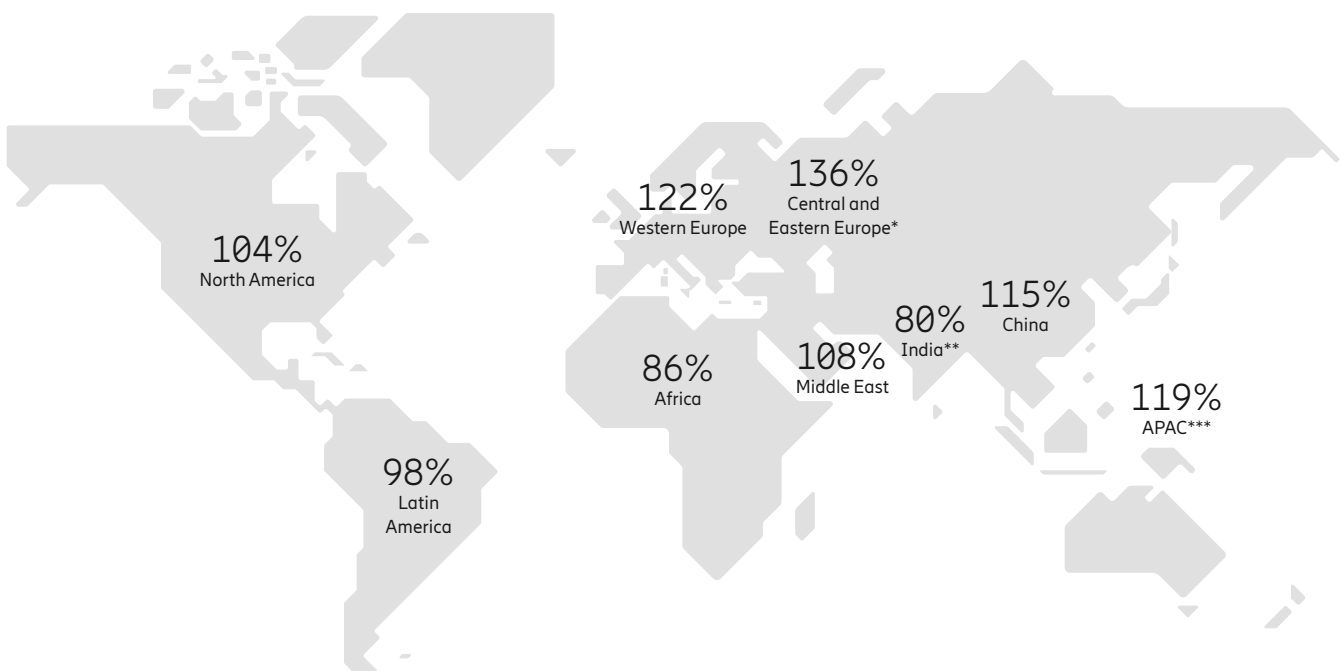
To view or download a copy of the original report, please visit: www.ericsson.com/mobility-report

Mobile subscriptions Q2 2021

In Q2 2021, 5G surpassed 4G worldwide in net additions.

- In Q2 2021, the total number of mobile subscriptions was around 8.1 billion, with the net addition of 50 million subscriptions during the quarter.
- China had the most net additions during the quarter (+13 million), followed by Indonesia (+5 million) and the US (+3 million).
- Global mobile subscription penetration was 103 percent.
- The number of mobile broadband subscriptions grew by about 100 million in the quarter to reach 6.8 billion, a year-on-year increase of 7 percent.
- 5G subscriptions with a 5G-capable device grew by 84 million during the quarter, lifting the total to 380 million. Commercial 5G services have been launched by 176 communications service providers.¹
- 4G subscriptions increased by 71 million to 4.8 billion, representing 59 percent of all mobile subscriptions, while WCDMA/HSPA subscriptions declined by 46 million. GSM/EDGE-only subscriptions dropped by 52 million during the quarter, and other technologies² decreased by about 7 million.
- The number of unique mobile subscribers is about 6 billion. The difference between the number of subscriptions and the number of subscribers is due to inactive subscriptions, multiple device ownership and/or optimization of subscriptions for different types of calls.

Subscription penetration Q2 2021 (percent of population)



*Central and Eastern Europe region includes Russia.

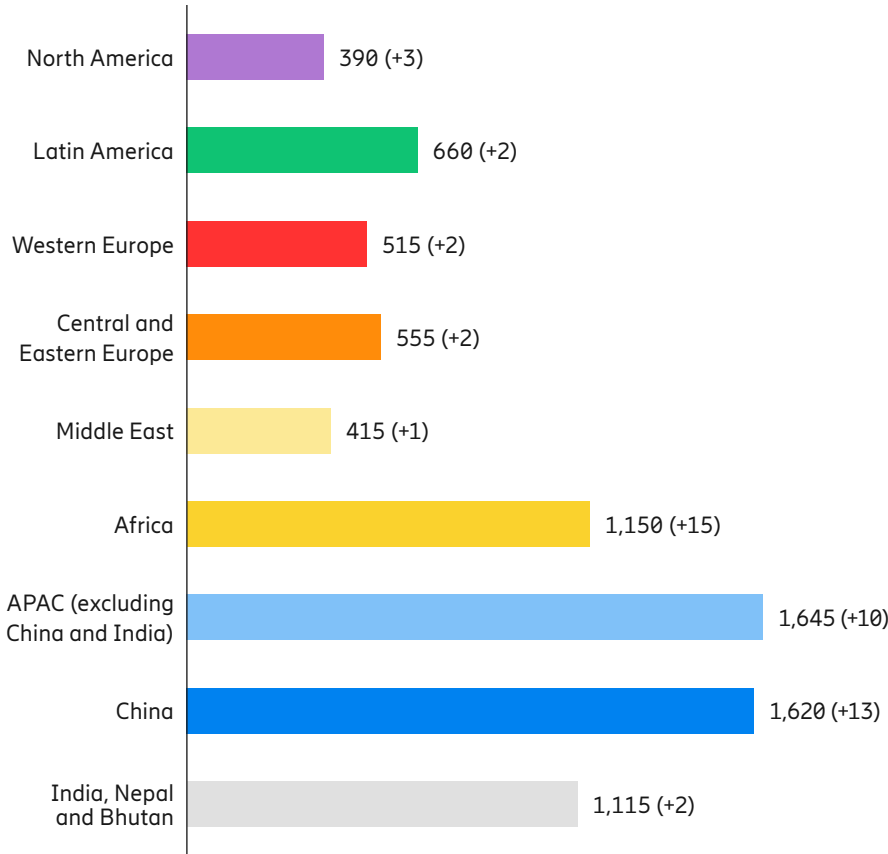
**India region includes India, Nepal and Bhutan.

***Excluding China and India.

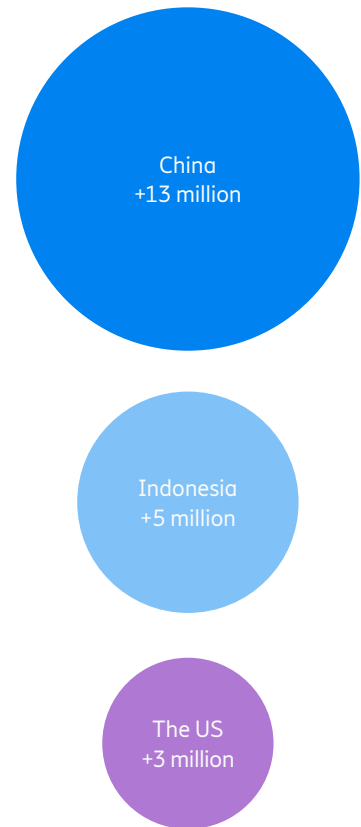
¹ GSA (August 2021).

² Mainly CDMA2000 EVDO, TD-SCDMA and Mobile WiMAX.

Total³ and net additions for mobile subscriptions Q2 2021 (million)



Top three countries by net additions Q2 2021



8.1bn
There are now around 8.1 billion mobile subscriptions globally.

380m
5G subscriptions⁴ totaled 380 million in Q2 2021.

59%
4G accounts for 59 percent of all mobile subscriptions.

³Historical data is revised if the underlying data changes, for example if operators report updated subscription figures.

⁴This refers to 5G subscriptions with a 5G-capable device.

Mobile network traffic Q2 2021

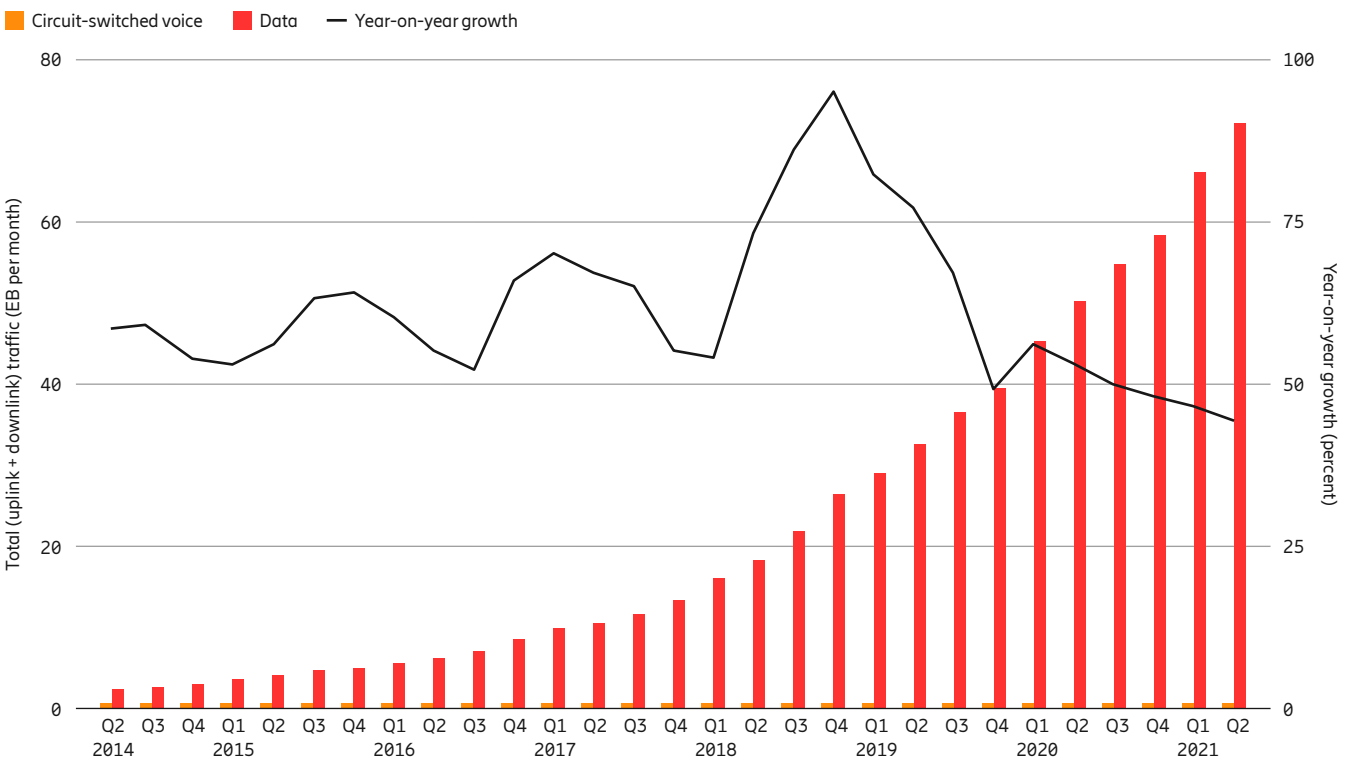
Mobile network data traffic grew 44 percent between Q2 2020 and Q2 2021, and reached 72EB/month.

As in 2020 and Q1 2021, the year-on-year traffic growth rate remained at a normal level – 44 percent – compared to the extraordinary peak in 2018 and the first part of 2019. Total monthly mobile network data traffic reached 72EB. The quarter-on-quarter growth rate was around 9 percent.

Over the long term, traffic⁵ growth is driven by both the rising number of smartphone subscriptions and an increasing average data volume per subscription, fueled primarily by increased viewing of video content. There are large differences in traffic levels between markets, regions and service providers.

The graph below shows total global monthly network data and voice traffic from Q2 2014 to Q2 2021, along with the year-on-year percentage change for mobile network data.

Global mobile network data traffic and year-on-year growth (EB per month)



Source: Ericsson traffic measurements (Q2 2021).
 Note: Mobile network data traffic also includes traffic generated by fixed wireless access (FWA) services.
⁵ Traffic does not include DVB-H, Wi-Fi or Mobile WiMAX. VoIP is included.