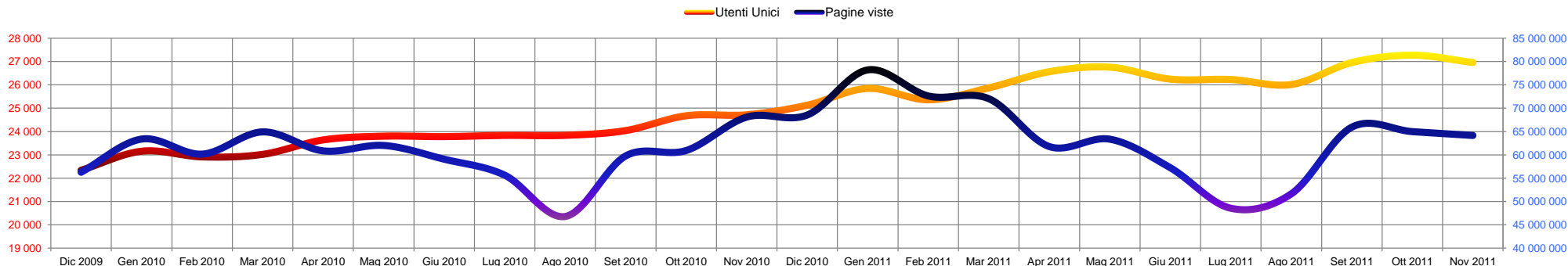


(.000)	Individui +2 anni	Donne +14 anni	Uomini +14 anni
Pagine Viste	64 162 929	29 763 113	32 332 723
IGRP	117 205	124 140	137 064
% anno -1	-6%	+1%	-9%
% mese -1	-1%	+1%	-2%

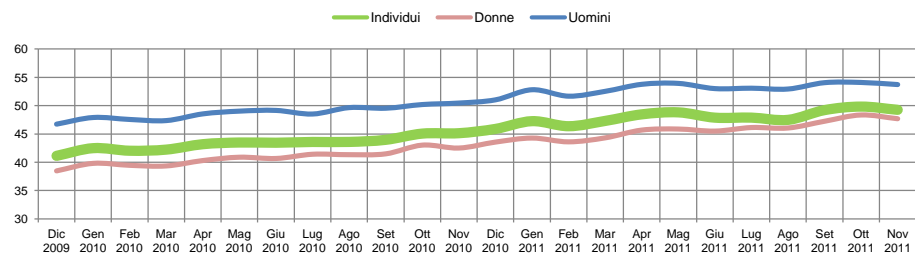
	Individui +2 anni	Donne +14 anni	Uomini +14 anni
Utenti Unici	26 961	11 437	12 664
% Reach	49.2	47.7	53.7
% anno -1	+9%	+12%	+6%
% mese -1	-1%	-1%	-1%

% Reach	< 14 a.	15-24 a.	25-34 a.	35-44 a.	45-54 a.	> 55 a.
Femmine	38.9	67.9	69.3	65.9	52.2	17.1
% anno -1	+12%	+12%	+15%	+9%	+8%	+17%
Maschi	40.6	64.0	62.2	66.3	63.5	31.7
% anno -1	+12%	+6%	+1%	+8%	+7%	+10%

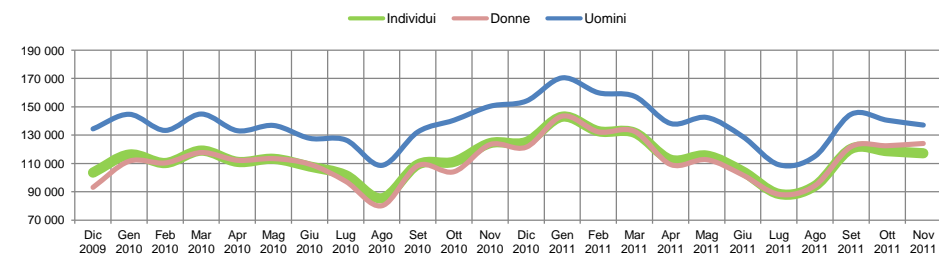
Trend mensile



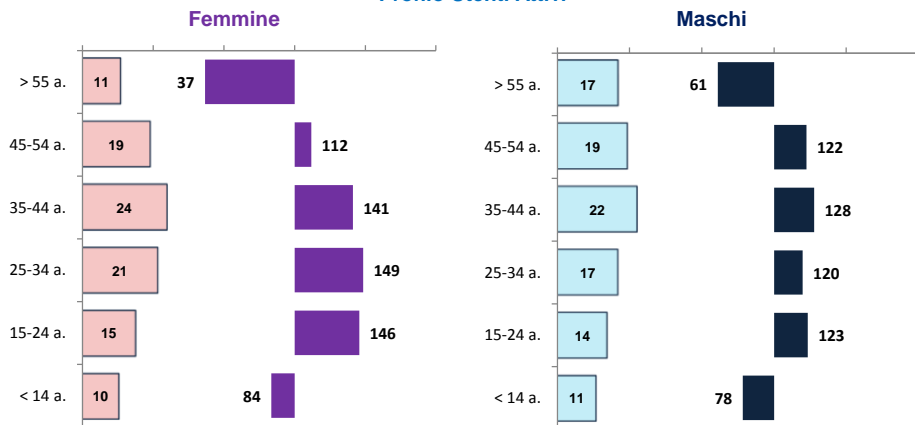
Trend mensile Utenti Unici (% Reach)



Trend mensile Pagine Viste (iGRP)



Profilo Utenti Attivi



Profilo Pagine Viste

